






# Pump tube SS (stainless steel)

for corrosive and neutral liquids

Pump tube		SS-MS		SS-SL		Product detail
Type of impeller		R	L	R	L	
Category 1 / 2 (acc. to ATEX)		yes	yes	yes	yes	
Immersion tube diameter:	up to mm	41	41	41	41	
Temperature of medium:	up to °C	100	100	100	100	
Material:	Pump tube	1.4571	1.4571	1.4571	1.4571	
	Impeller	ETFE	ETFE	ETFE	ETFE	
Hose connection:	Nominal diameter mm	19-32	19-32	19-32	19-32	
	Outer thread	G 1 1/4	G 1 1/4	G 1 1/4	G 1 1/4	
Length: 700 mm***	Order No.	<b>0151-000</b>	<b>0151-003</b>	<b>0150-000</b>	<b>0150-003</b>	
Length: 1000 mm***	Order No.	<b>0151-001</b>	<b>0151-004</b>	<b>0150-001</b>	<b>0150-004</b>	
Length: 1200 mm***	Order No.	<b>0151-002</b>	<b>0151-005</b>	<b>0150-002</b>	<b>0150-005</b>	
Length: 1400 mm***	Order No.	–	–	<b>0150-113</b>	<b>0150-108</b>	
Length: 1500 mm***	Order No.	–	–	<b>0150-114</b>	<b>0150-109</b>	
Length: 1600 mm***	Order No.	–	–	<b>0150-115</b>	<b>0150-110</b>	
Length: 1700 mm***	Order No.	–	–	<b>0150-116</b>	<b>0150-111</b>	
Length: 2000 mm***	Order No.	–	–	<b>0150-117</b>	<b>0150-112</b>	

Choice of motors		Operating data						
<b>MI-4</b>	<b>MI-4-E</b>	Characteristic curve no.	400	401	400	401		
-	with speed controller	Delivery rate* up to l/min.	210	117	210	117		
Output: 500 W	500 W	Delivery head* up to m wc	10	19	10	19		
Voltage: 230 V	230 V	Viscosity** up to mPas	350	500	350	500		
		Density**** up to kg/dm³	1.1	1.4	1.1	1.4		
Order No. <b>0030-000</b>	<b>0030-001</b>	Weight (kg) motor + pump tube	5.7	5.7	5.7	5.7		
<b>MA II 3</b>		Characteristic curve no.	402	403	402	403		
Output: 460 W	460 W	Delivery rate* up to l/min.	178	95	178	95		
Voltage: 230 V	230 V	Delivery head* up to m wc	9	14	9	14		
LVR: no	yes	Viscosity** up to mPas	200	350	200	350		
		Density**** up to kg/dm³	1.2	1.6	1.2	1.6		
Order No. <b>0060-000</b>	<b>0060-008</b>	Weight (kg) motor + pump tube	7.5	7.5	7.5	7.5		
<b>MA II 5</b>	<b>MA II 5</b>	<b>MA II 5 S</b>	Characteristic curve no.	404	405	404	405	
Output: 575 W	575 W	575 W	Delivery rate* up to l/min.	190	100	190	100	
Voltage: 230 V	230 V	230 V	Delivery head* up to m wc	10	16	10	16	
LVR: no	yes	no	Viscosity** up to mPas	550	700	550	700	
		acid-proof	Density**** up to kg/dm³	1.3	1.8	1.3	1.8	
Order No. <b>0060-001</b>	<b>0060-009</b>	<b>0060-091</b>	Weight (kg) motor + pump tube	8.3	8.3	8.3	8.3	
<b>MA II 7</b>			Characteristic curve no.	406	407	406	407	Low-voltage release (LVR): Prevents the pump from starting up again without warning after a power failure. It's recommended when pumping hazardous liquids.
Output: 795 W	795 W		Delivery rate* up to l/min.	210	115	210	115	
Voltage: 230 V	230 V		Delivery head* up to m wc	13	20	13	20	
LVR: no	yes		Viscosity** up to mPas	400	500	400	500	
			Density**** up to kg/dm³	1.4	1.9	1.4	1.9	
Order No. <b>0060-002</b>	<b>0060-010</b>		Weight (kg) motor + pump tube	9.5	9.5	9.5	9.5	
<b>MD-1</b>	<b>MD-2</b>		Characteristic curve no.	408	409	408	409	
Output: 400 W	400 W		Delivery rate* up to l/min.	210	110	210	110	
Operating Pressure: 6 bar	6 bar		Delivery head* up to m wc	12	20	12	20	
			Viscosity** up to mPas	400	500	400	500	
			Density**** up to kg/dm³	1.3	1.8	1.3	1.8	
Order No. <b>0004-087</b>	<b>0004-088</b>		Weight (kg) motor + pump tube	4.4	4.4	4.4	4.4	
<b>B4/GT</b>			Characteristic curve no.	410	411	410	411	
Output: 750 W	750 W		Delivery rate* up to l/min.	180	100	180	100	
Voltage: 230/400 V	230/400 V		Delivery head* up to m wc	13	12	13	12	
Protection switch: no	yes		Viscosity** up to mPas	400	500	400	500	
			Density**** up to kg/dm³	2.0	2.2	2.0	2.2	
Order No. <b>0004+019</b>	<b>0004+067</b>		Weight (kg) motor + pump tube	13.7	13.7	13.7	13.7	

\* Determined with water at 20 °C

\*\* Determined with oil

\*\*\* Special lengths 200–2500 mm on request

\*\*\*\* Determined with 3 m hose 3/4" and open nozzle 3/4". Higher densities possible for shorter operating periods.

Special voltages and frequencies on request.